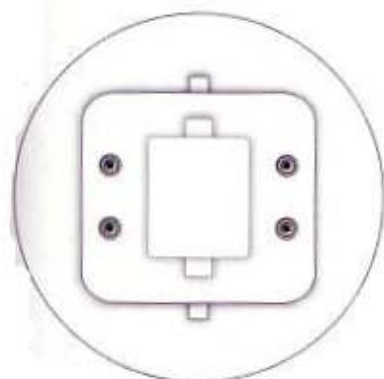



4-PIN TRIPLE TUBE BULBS

FLUORESCENT
Four-Pin Triple Parallel*



GX24q-1 Base Pin Configuration




GX24q-2 Base Pin Configuration

**Tri-Bulb
4 Pin GX24q-1 Base**

	Box	
13 Watt	L4930	3000K
	L4931	3500K
	L4932	4100K

**Tri-Bulb
4 Pin GX24q-2 Base**


	Box	
18 Watt	L4940	3000K
	L4941	3500K
	L4942	4100K



GX24q-3 Base Pin Configuration

**Tri-Bulb
4 Pin GX24q-3 Base**

	Box	
26 Watt	L4950	3000K
	L4951	3500K
	L4952	4100K
32 Watt	L4960	3000K
	L4961	3500K
	L4962	4100K



Wattage	Bulb Part #	Type	Kelvin	Base	Code Abbreviation	Lumens	Avg. Rated Hours	M.O.L.	C.R.I.	Pack Type	Master Carton/ Inner Pack
13	L4930	Tri	3000K	GX24q-1	CF13TTT/E/830	840	10,000	4 1/2"	82	Box (1)	50/10
	L4931	Tri	3500K	GX24q-1	CF13TTT/E/835	840	10,000	4 1/2"	82	Box (1)	50/10
	L4932	Tri	4100K	GX24q-1	CF13TTT/E/841	840	10,000	4 1/2"	82	Box (1)	50/10
18	L4940	Tri	3000K	GX24q-2	CF18TTT/E/830	1,120	10,000	4 1/2"	82	Box (1)	50/10
	L4941	Tri	3500K	GX24q-2	CF18TTT/E/835	1,120	10,000	4 1/2"	82	Box (1)	50/10
	L4942	Tri	4100K	GX24q-2	CF18TTT/E/841	1,120	10,000	4 1/2"	82	Box (1)	50/10
26	L4950	Tri	3000K	GX24q-3	CF26TTT/E/830	1,610	10,000	5"	82	Box (1)	50/10
	L4951	Tri	3500K	GX24q-3	CF26TTT/E/835	1,610	10,000	5"	82	Box (1)	50/10
	L4952	Tri	4100K	GX24q-3	CF26TTT/E/841	1,610	10,000	5"	82	Box (1)	50/10
32	L4960	Tri	3000K	GX24q-3	CF32TTT/E/830	2,200	10,000	5 1/2"	82	Box (1)	50/10
	L4961	Tri	3500K	GX24q-3	CF32TTT/E/835	2,200	10,000	5 1/2"	82	Box (1)	50/10
	L4962	Tri	4100K	GX24q-3	CF32TTT/E/841	2,200	10,000	5 1/2"	82	Box (1)	50/10

*ELECTRONIC BALLASTS REQUIRED.